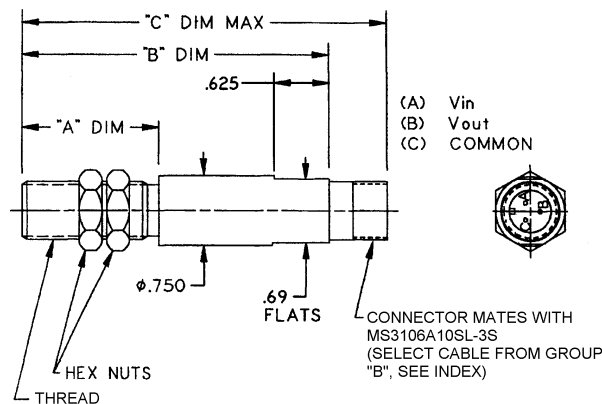


RH Series

Zero Velocity - Magnetic Hall Effect Sensors - 5/8 and 3/4 Threads

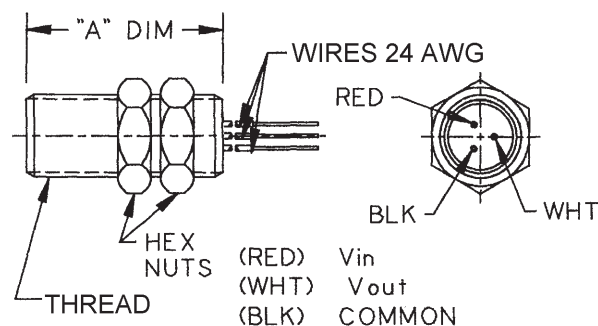
Round Body with Connector



Part Num.	Thread	"A" Dimension	"B" Dimension	"C" Dimension	Output
RH1512-005	.625-18 UNF-2A	1.500 (38.100)	3.375 (85.725)	4.012 (101.905)	TTL Compatible
RH1522-005	.625-18 UNF-2A	1.500 (38.100)	3.375 (85.725)	4.012 (101.905)	Supply Tracking
RH1512-006	.625-18 UNF-2A	2.750 (69.850)	4.625 (117.475)	5.262 (133.655)	TTL Compatible
RH1522-006	.625-18 UNF-2A	2.750 (69.850)	4.625 (117.475)	5.262 (133.655)	Supply Tracking
RH1512-007	.625-18 UNF-2A	4.000 (101.600)	5.875 (149.225)	6.512 (165.405)	TTL Compatible
RH1522-007	.625-18 UNF-2A	4.000 (101.600)	5.875 (149.225)	6.512 (65.405)	Supply Tracking
RH1612-005	.750-20 UNEF-2A	1.500 (38.100)	3.375 (85.725)	4.012 (101.905)	TTL Compatible
RH1622-005	.750-20 UNEF-2A	1.500 (38.100)	3.375 (85.725)	4.012 (101.905)	Supply Tracking
RH1612-006	.750-20 UNEF-2A	2.750 (69.850)	4.625 (117.475)	5.262 (133.655)	TTL Compatible
RH1622-006	.750-20 UNEF-2A	2.750 (69.850)	4.625 (117.475)	5.262 (133.655)	Supply Tracking
RH1612-007	.750-20 UNEF-2A	4.000 (101.600)	5.875 (149.225)	6.512 (165.405)	TTL Compatible
RH1622-007	.750-20 UNEF-2A	4.000 (101.600)	5.875 (149.225)	6.512 (165.405)	Supply Tracking

Net Weight: 7 oz. max.

Fully Threaded with Leads



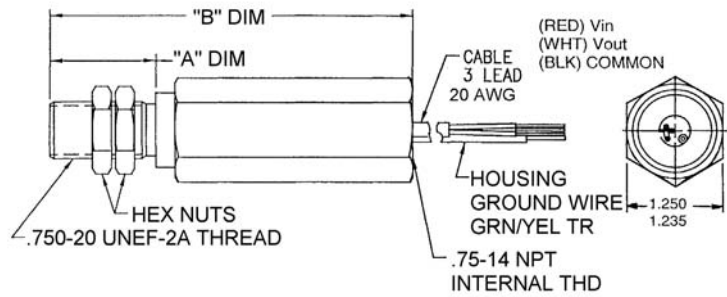
Part Num.	Thread	"A" Dimension	Lead Length	Output
RH1512-009	.625-18 UNF-2A	1.500 (38.100)	12(304)	TTL Compatible
RH1522-009	.625-18 UNF-2A	1.500 (38.100)	12(304)	Supply Tracking
RH1512-010	.625-18 UNF-2A	2.750 (69.850)	12(304)	TTL Compatible
RH1522-010	.625-18 UNF-2A	2.750 (69.850)	12(304)	Supply Tracking
RH1612-009	.750-20 UNEF-2A	1.500 (38.100)	12(304)	TTL Compatible
RH1622-009	.750-20 UNEF-2A	1.500 (38.100)	12(304)	Supply Tracking
RH1612-010	.750-20 UNEF-2A	2.750 (69.850)	12(304)	TTL Compatible
RH1622-010	.750-20 UNEF-2A	2,750 (69.850)	12(304)	Supply Tracking

Net Weight: 3 oz. max.

Dimensions in inches and (mm).

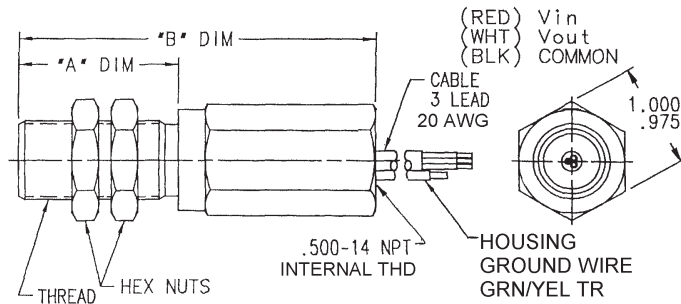
RH Series Zero Velocity - Magnetic Hall Effect Sensors - 5/8 and 3/4 Threads

UL/CSA Explosion Proof Sensors



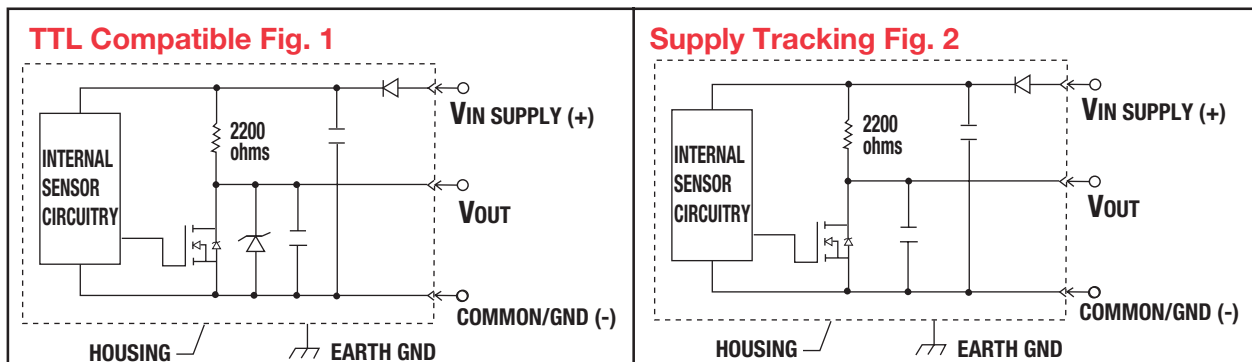
Part Num.	Thread	Thread Length	Overall Length	Cable Length	Output
RH1612-025	.750-20 UNEF-2A	1.375 (34.92)	4.750 (120.65)	10 ft. (3.0 m)	TTL Compatible

Rating: UL & CSA listed for hazardous locations. Class I, Div. 1, Groups A, B, C & D; Class II, Div., 1, Groups E, F & G. Temp Code T4A. Connect only to NEC Class 2 circuits.
Net Weight: 23 oz. max.



Part Num.	Thread	"A" Dimension	"B" Dimension	Cable Length	Output
RH1512-026	.625-18 UNF-2A	1.500 (38.100)	3.375 (85.725)	10 ft (3.05m)	TTL Compatible
RH1522-026	.625-18 UNF-2A	1.500 (38.100)	3.375 (85.725)	10 ft (3.05m)	Supply Tracking
RH1512-027	.625-18 UNF-2A	2.750 (69.850)	4.625 (117.475)	10 ft (3.05m)	TTL Compatible
RH1522-027	.625-18 UNF-2A	2.750 (69.850)	4.625 (117.475)	10 ft (3.05m)	Supply Tracking
RH1612-026	.750-20 UNEF-2A	1.500 (38.100)	3.375 (85.72.5)	10 ft (3.05m)	TTL Compatible
RH1622-026	.750-20 UNEF-2A	1.500 (38.100)	3.375 (85.725)	10 ft (3.05m)	Supply Tracking
RH1612-027	.750-20 UNEF-2A	2.750 (69.850)	4.625 (117.475)	10 ft (3.05m)	TTL Compatible
RH1622-027	.750-20 UNEF-2A	2.750 (69.850)	4.625 (117.475)	10 ft (3.05m)	Supply Tracking

Rating: UL & CSA listed for hazardous locations. Class I, Div. 1, Groups A, B, C & D; Class II, Div., 1, Groups E, F & G. Temp Code T4A. Connect only to NEC Class 2 circuits.
Net Weight: 9 oz. max.

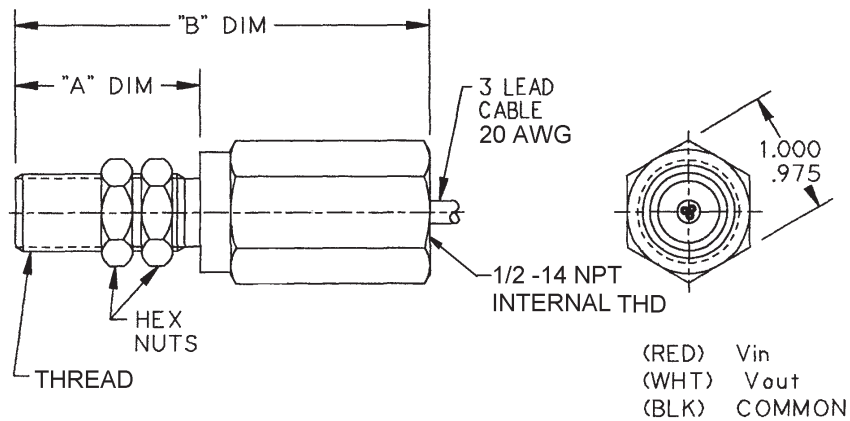


Dimensions in inches and (mm).

RH Series

Zero Velocity - Magnetic Hall Effect Sensors - 5/8 and 3/4 Threads

Hex Body with Cable



Part Num.	Thread	"A" Dimension	"B" Dimension	Cable Length	Output
RH1512-013	.625-18 UNF-2A	1.500 (38.100)	3.375 (85.725)	10 ft (3.05m)	TTL Compatible
RH1522-013	.625-18 UNF-2A	1.500 (38.100)	3.375 (85.725)	10 ft (3.05m)	Supply Tracking
RH1512-014	.625-18 UNF-2A	2.750 (69.850)	4.625 (117.475)	10 ft (3.05m)	TTL Compatible
RH1522-014	.625-18 UNF-2A	2.750 (69.850)	4.625 (117.475)	10 ft (3.05m)	Supply Tracking
RH1612-013	.750-20 UNEF-2A	1.500 (38.100)	3.375 (85.725)	10 ft (3.05m)	TTL Compatible
RH1622-013	.750-20 UNEF-2A	1.500 (38.100)	3.375 (85.725)	10 ft (3.05m)	Supply Tracking
RH1612-014	.750-20 UNEF-2A	2.750 (69.850)	4.625 (117.475)	10 ft (3.05m)	TTL Compatible
RH1622-014	.750-20 UNEF-2A	2.750 (69.850)	4.625 (117.475)	10 ft (3.05m)	Supply Tracking

Net Weight: 9 oz. max.

Dimensions in inches and (mm).

RH Series Zero Velocity - Magnetic Hall Effect Sensors - 3/8 Diameter

Specifications

Power Supply

Power Supply Voltage:

4.5 - 24 Vdc

Power Supply Current:

50 mA maximum

Outputs

Output Voltage:

Essentially square wave fanout to 10 TTL inputs

Supply Tracking: (See Figure 1)

50% ±15 % duty cycle

Logic 0: +.6 Vdc maximum

Logic 1: $V_o = \frac{V_s \times R_L}{R_L + 2.2k}$

Output Impedance:

2.2K Ohms ±5%

Output Current:

20 mA sink maximum

Output Current - Short Circuit:

5 mA maximum with 10V power supply

Mechanical

Target Frequency:

0 to 15 kHz

Target Air Gap:

.005 to .015 with a 24 diametral pitch gear

.005 to .025 with a 20 diametral pitch gear

.005 to .050 with a 12 diametral pitch gear

.005 to .065 with an 8 diametral pitch gear

Environmental

Operating Temperature:

-25°C to + 125°C (105°C Cable)

Materials

Housing:

300 series stainless steel

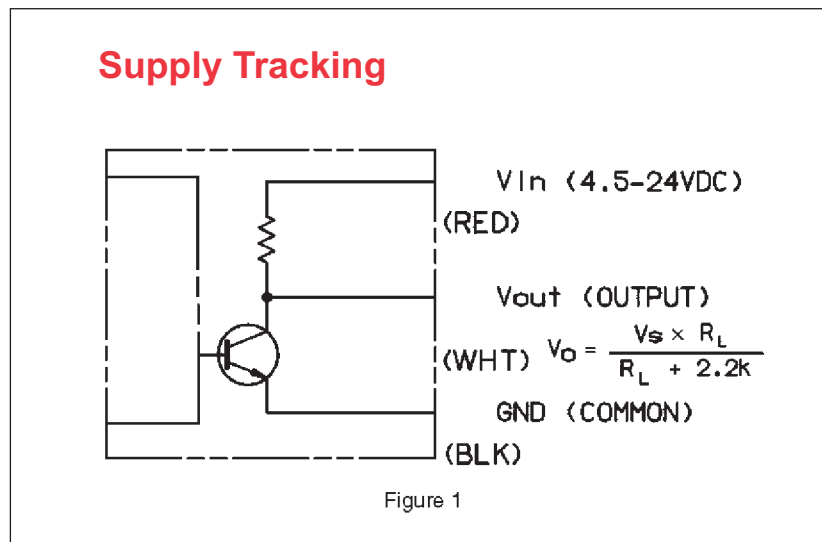
Leads:

AWG #24 Teflon, 200°C

Cable:

AWG #26 PVC, 105°C

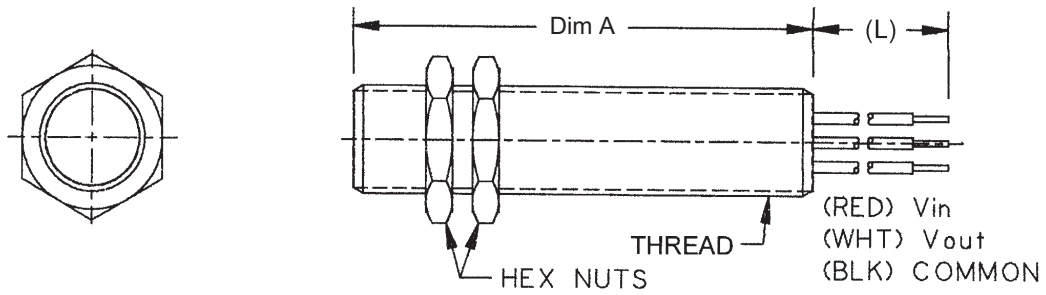
Rotational alignment of sensing face is not required for optimum output signal



Note: Will work with any AI-Tek Tachometer.

RH Series Zero Velocity - Magnetic Hall Effect Sensors - 3/8 Diameter

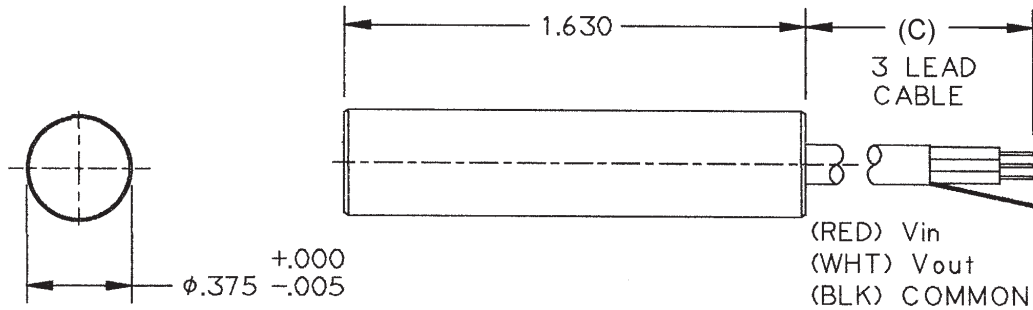
Fully Threaded



Part Num.	Thread	Cable Length (C)	Lead Length (L)	Dimension A
RH1320-001	.375-32 UNEF-2A	—	12 (304)	1.630
RH1320-003	.375-32 UNEF-2A	10 ft. (3.05 m)	—	1.630
RH1320-009	.375-24 UNF-2A	—	12 (304)	1.630
RH1320-010	.375-24 UNF-2A	10 ft. (3.05 m)	—	1.630
RH1320-012	.375-24 UNF-2A	10 ft. (3.05 m)	—	3.000

New Weight: 0.7 oz. max.

Round Body



Part Num.	Cable Length (C)	Lead Length (L)
RH1320-005	—	12 (304)
RH1320-006	10 ft. (3.05 m)	—