



Blancett[®]
Turbine Flow Meters

Flow Monitor

B2800 Series

DESCRIPTION

The B2800 flow monitor is designed to be comprehensive, user-friendly, flexible and cost efficient. This microprocessor-based display can easily be configured in the field. You may choose between the simplified model that is programmed in seven steps and the advanced model that provides additional programming options.

The B2800 flow monitor is offered in five mounting configurations: meter, remote, swivel, panel and explosion-proof, allowing for flexible installation. When paired with a rugged, reliable Blancett[®] turbine flow meter, the flow monitor provides dependable and accurate flow information for many years. The flow monitor may also be used with almost any flow sensor that outputs a low-amplitude AC signal.

OPERATION

The B2800 flow monitor accepts a low-level frequency input to calculate flow rate and total. These calculations are then displayed in user-selected units of measurement. The flow monitor is available in a battery-powered or loop-powered version. The battery version uses one D size, 1.5V alkaline battery that provides up to 3-1/2 years of service. The loop-powered version offers a two-wire 4...20 mA output for electronic integration. The meter mount, remote and swivel mount monitors are equipped with a large eight-digit by 3/4 in. (19 mm) numerical LCD display making extended range viewing practical. The second eight character by 3/8 in. (9 mm) alphanumeric display provides for selectable units viewing in *Run* mode and prompts variables in *Programming* mode. Additionally, you can choose between displaying the rate or total, or alternating between both rate and total.

OPTIONAL VENT

The B2800 flow monitor may be ordered with an optional vent, which equalizes the enclosure pressure caused by changes in temperature.



FEATURES

- Displays rate and/or total
- User friendly front panel programming
- Microprocessor-based, low power consumption
- Simplified model displays in five selectable units of measure: US gallons, liters, cubic meters (per day), barrels or cubic meters (per hour)
- Advanced model offers thirteen selectable units of measure: US gallons, oil barrels, liters, cubic meters, Mgallon, Mcubic feet, MMcubic feet, cubic feet, Mliters, acre feet, liquid barrels, pounds or kilograms
- Advanced model allows selection of time intervals for rate measurement in either day, hour, minute, or second
- Advanced model includes gas measurement with correction software for pressure and temperature




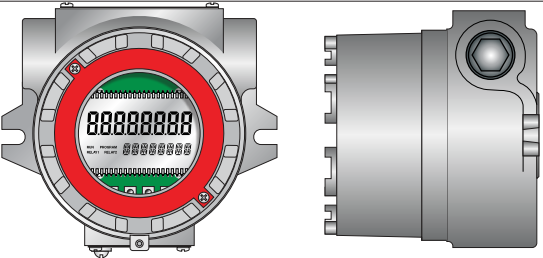
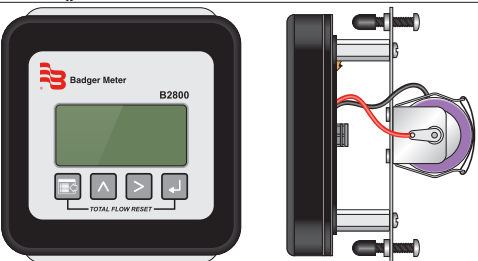


Badger Meter

DSY-DS-01929-EN-05 (November 2017)

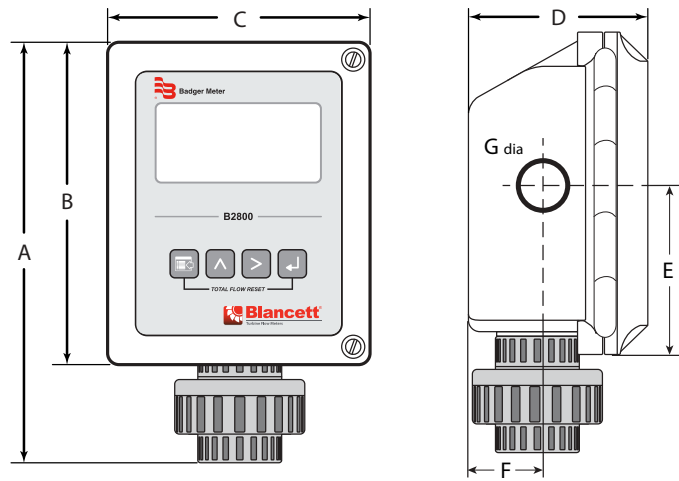
Product Data Sheet

MOUNTING STYLES

<p>Meter Mount</p> <ul style="list-style-type: none"> • Monitor is assembled to the flow meter, creating a compact flow measurement system • NEMA 4X (IP-66) enclosure • Fixed or toggle modes of operation for flow rate and total display 	
<p>Remote Mount</p> <ul style="list-style-type: none"> • Ideal for installations where flow sensor is located in a challenging environment such as high temperature, excessive noise or inaccessible area • NEMA 4X (IP-66) enclosure • Mounting hardware included • Fixed or toggle modes of operation for flow rate and total display • Cable lengths from 10 ft (3 m) up to 100 ft (30.5 meters) sold separately 	
<p>Swivel Mount</p> <ul style="list-style-type: none"> • Capable of adjusting orientation up to 180 degrees • Offers additional protection from the sun/elements • Increased visibility in difficult viewing installations • Remote swivel mount also available, consult factory for details • NEMA 4X (IP-66) enclosure • Fixed or toggle modes of operation for flow rate and total display 	
<p>Explosion Proof</p> <ul style="list-style-type: none"> • Ideal for hazardous locations • Rugged compact design • 8 digit 0.5 in. (12.7 mm) numeric display (rate/total display; programming choices) • Fixed or toggle modes of operation for flow rate and total display • NEMA 4X (IP-66) enclosure 	
<p>Panel Mount</p> <ul style="list-style-type: none"> • NEMA 4 (front only) • Designed to be mounted in 3.6 x 3.6 in. (91 x 91 mm) opening • Fixed or toggle modes of operation for flow rate and total display 	

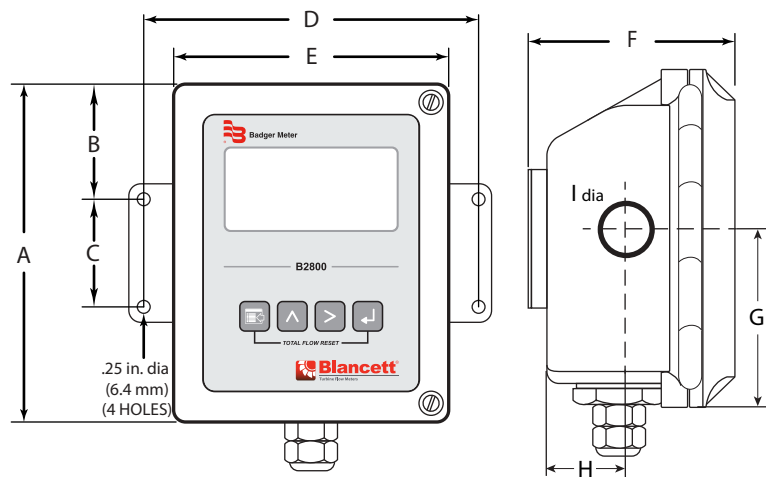
DIMENSIONS

Meter Mount



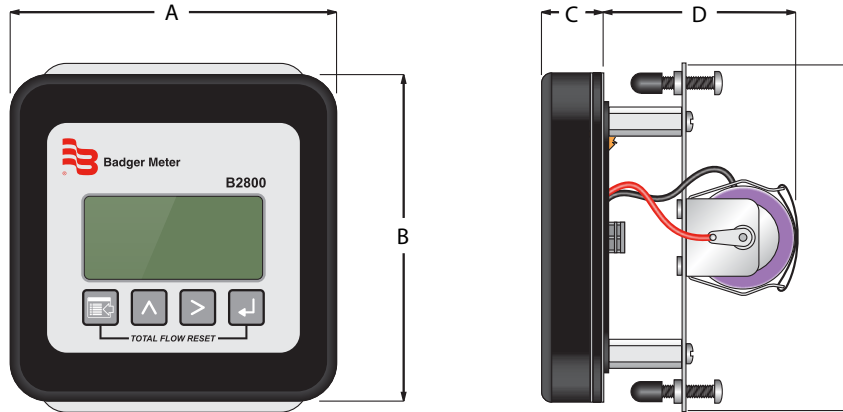
A	B	C	D	E	F	G dia
9.25 in. (235.0 mm)	7.00 in. (177.8 mm)	5.75 in. (146.0 mm)	4.00 in. (101.6 mm)	3.45 in. (87.6 mm)	1.50 in. (38.1 mm)	0.875 in. (22.2 mm)

Remote Mount



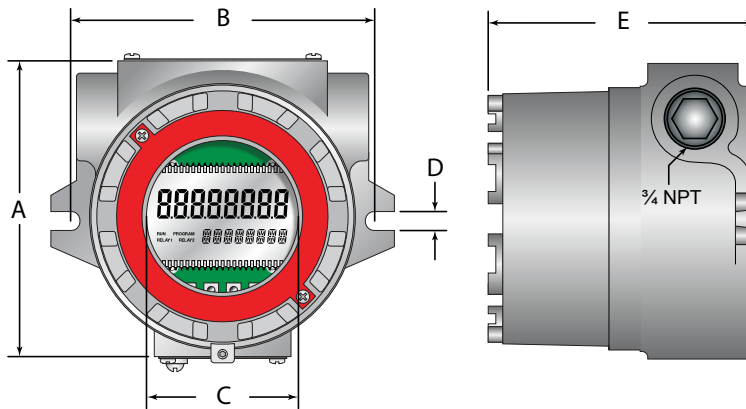
A	B	C	D	E	F	G	H	I dia
7.00 in. (177.8 mm)	2.40 in. (61.0 mm)	2.25 in. (57.2 mm)	7.00 in. (177.8 mm)	5.75 in. (146.0 mm)	4.38 in. (111.2 mm)	3.45 in. (87.6 mm)	1.50 in. (38.1 mm)	0.875 in. (22.2 mm)

Panel Mount



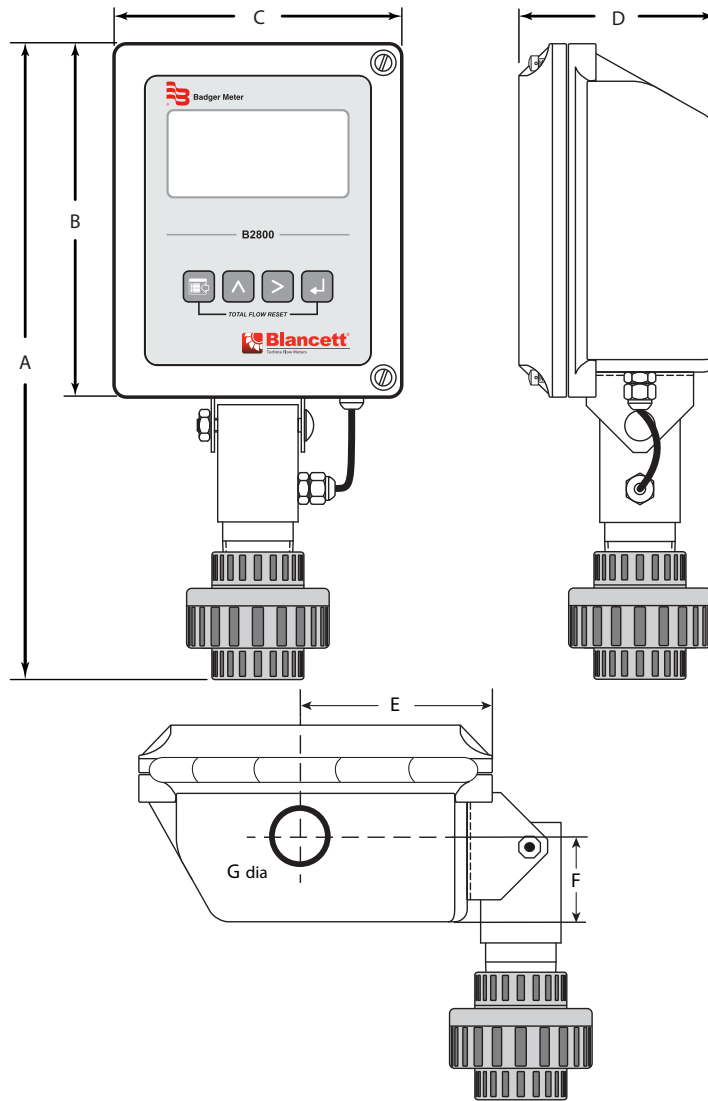
A	B	C	D	E
4.25 in. (107.9 mm)	4.25 in. (107.9 mm)	0.75 in. (19.0 mm)	2.50 in. (63.5 mm)	4.54 in. (115.3 mm)

Explosion Proof



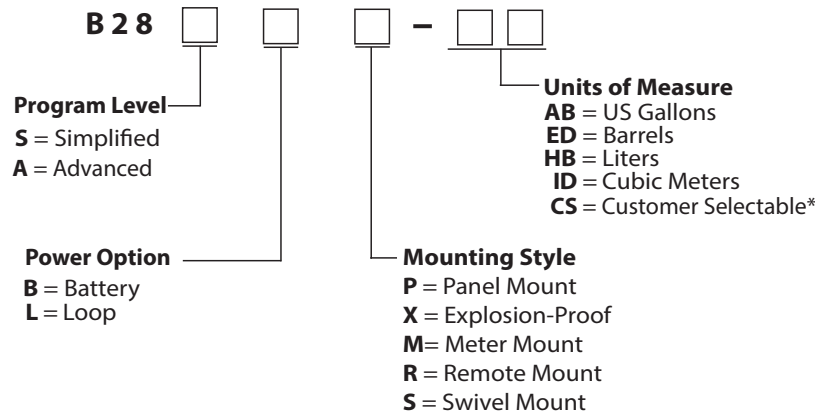
A	B	C	D	E
5.1 in. (19.31 mm)	5.25 in. (19.87 mm)	2.6 in. (9.84 mm)	5/16 in. (1.19 mm)	4.51 in. (17.07 mm)

Swivel Mount



A	B	C	D	E	F	G dia
12.25 in. (311.2 mm)	7.00 in. (177.8 mm)	5.75 in. (146.0 mm)	4.00 in. (101.6 mm)	3.45 in. (87.6 mm)	1.50 in. (38.1 mm)	0.875 in. (22.2 mm)

PART NUMBER CONSTRUCTION



*Advanced B2800 monitors only, the default is US gallons per minute

SPECIFICATIONS

Power	Battery	1 D size 1.5V DC alkaline battery included; lasts approximately 3.5 years
	Loop-powered	4...20 mA, two-wire current loop; 25 mA maximum consumption
Pulse Output	One pulse for each increment of the least significant digit of totalizer	
	Pulse type	Opto-isolated open collector transistor
	Max. voltage	30V DC
	Pulse width	(ON State) 20 ms/max pulse rate 20 Hz
	Current	(ON State) 0.9V drop @ 5.0 mA or 0.7V drop @ 0.1 mA
Inputs	Magnetic pickup	
	Frequency range	1...3500 Hz
	Trigger sensitivity	30 mV p-p
	Over-voltage protected	30V DC
Accuracy	+/- 0.1%	
Analog Output	Loop-powered	4...20 mA
Operating Temperature	-22...158° F (-30...70° C)	
Humidity	0...90% non-condensing	
Enclosure Rating	Meter, remote and swivel mount	NEMA/UL/CSA Type 4X (IP-66)
	Panel mount	NEMA 4 (front only)
	Explosion-proof	NEMA 4X (IP-66)
Certifications	Meter, remote and swivel mount	CSA Intrinsically Safe Class I, Division 1, Groups C & D, Class II, Division 1, Groups E, F & G; CE IEC 61326-1
	Panel mount	CSA ordinary area
	Explosion-proof	CSA Hazardous Location Class I, Division 1, Groups B, C & D, Class II, Groups E, F & G, Class III, Type 4X, T6 @ 70 C

INTENTIONAL BLANK PAGE

Control. Manage. Optimize.

Blancett is a registered trademark of Badger Meter, Inc. Other trademarks appearing in this document are the property of their respective entities. Due to continuous research, product improvements and enhancements, Badger Meter reserves the right to change product or system specifications without notice, except to the extent an outstanding contractual obligation exists. © 2017 Badger Meter, Inc. All rights reserved.

www.badgermeter.com

The Americas | Badger Meter | 4545 West Brown Deer Rd | PO Box 245036 | Milwaukee, WI 53224-9536 | 800-876-3837 | 414-355-0400
México | Badger Meter de las Americas, S.A. de C.V. | Pedro Luis Ogazón N°32 | Esq. Angelina N°24 | Colonia Guadalupe Inn | CP 01050 | México, DF | México | +52-55-5662-0882
Europe, Eastern Europe Branch Office (for Poland, Latvia, Lithuania, Estonia, Ukraine, Belarus) | Badger Meter Europe | ul. Korfantego 6 | 44-193 Knurów | Poland | +48-32-236-8787
Europe, Middle East and Africa | Badger Meter Europa GmbH | Nurtinger Str 76 | 72639 Neuffen | Germany | +49-7025-9208-0
Europe, Middle East Branch Office | Badger Meter Europe | PO Box 341442 | Dubai Silicon Oasis, Head Quarter Building, Wing C, Office #C209 | Dubai / UAE | +971-4-371 2503
Slovakia | Badger Meter Slovakia s.r.o. | Racianska 109/B | 831 02 Bratislava, Slovakia | +421-2-44 63 83 01
Asia Pacific | Badger Meter | 80 Marine Parade Rd | 21-06 Parkway Parade | Singapore 449269 | +65-63464836
China | Badger Meter | 7-1202 | 99 Hangzhong Road | Minhang District | Shanghai | China 201101 | +86-21-5763 5412
Switzerland | Badger Meter Swiss AG | Mittelholzerstrasse 8 | 3006 Bern | Switzerland | +41-31-932 01 11