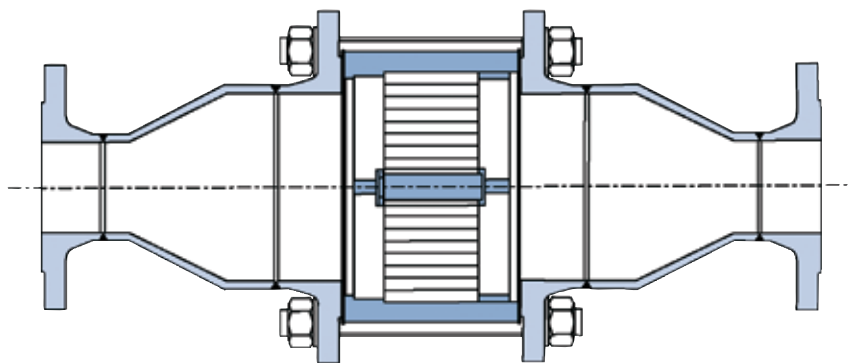


ANDERSON GREENWOOD WHESSOE MODELS 600A/600AE FLAME ARRESTERS

An in-line detonation flame arrester designed to prevent the propagation of supersonic flames



FEATURES

- Concentric or eccentric model variants available.
- Fabricated construction.
- Replaceable elements.
- Advanced crimped stainless steel element construction as standard. Other materials available.
- Can be positioned anywhere within the pipeline.
- Bi-directional.
- Designed for unstable detonation.
- Independently tested and certified.
- Manufactured to ISO 9001:2008.

GENERAL APPLICATION

The 600A/600AE are used in applications with supersonic flames and mounted in process or vent lines. They are designed to handle both stable and unstable detonations.

TECHNICAL DATA

Materials:	Carbon steel, stainless steel
Sizes:	DN 15 to 600 (½" to 24")
Connections:	Threaded or flanged
Temperature range:	-20° to +165°C (-4° to +329°F)
Gas groups:	IIA, IIB1, IIB2, IIB3, IIB*, IIC*
Certification:	ATEX Directive 94/9/EC; PED 97/23/EC

* Up to and including DN 150 (6")

ANDERSON GREENWOOD WHESSOE MODELS 600A/600AE FLAME ARRESTERS

STABLE AND UNSTABLE DETONATION

Detonations can be stable or unstable. A detonation is stable when it progresses through a confined system without significant variations of velocity and pressure characteristics. When a detonation is unstable, the velocity is not constant and the explosion pressure is significantly higher. This occurs in a limited zone during a combustion process from a deflagration into a stable detonation. The 600A/600AE are designed to handle both stable and unstable detonations.

MATERIALS AND CONNECTION OPTIONS

Materials

Carbon steel and stainless steel.

Connection pipe size

Threaded DN 15 to 80 (½" to 3")

Flanged DN 15 to 600 (½" to 24")

NOTE

Accessories, special materials and connections are available on request.

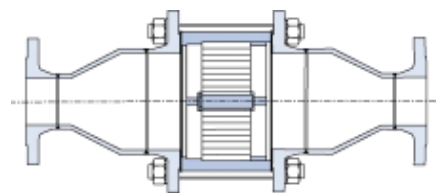
Gas groups

- IIA^[1]
- IIB1^[1]
- IIB2^[1]
- IIB3^[1]
- IIB^[2]
- IIC^[2,3]

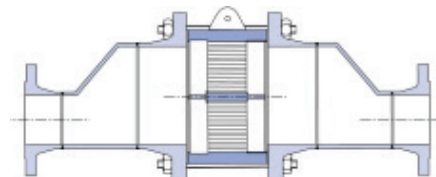
NOTES

1. Multiple element design on sizes DN 250 (10") and above.
2. Only available up to and including DN 150 (6").
3. Multiple element design on DN 100 to 150 (4" to 6") sizes.

600A (DT VERSION)



600AE (DT VERSION)



TEMPERATURE RANGE

Gas group	Size range	Short burn	Max. temperature	Element
IIA	DN 12/200	Yes	-20 /+60°C	1 x 0.6/0.45 mm
IIA	DN 250/450	Yes	-20 /+60°C	2 x 0.45 mm
IIA	DN 12/200	No	-20 /+165°C	1 x 0.45 mm
IIA	DN 250/450	No	-20 /+165°C	2 x 0.45 mm
IIB1/IIB3	DN 12/150	Yes	-20 /+60°C	1 x 0.45/0.38 mm
IIB1/IIB3	DN 200/400	Yes	-20 /+60°C	2 x 0.45/3 x 0.38 mm
IIB1/IIB3	DN 12/150	No	-20 /+165°C	1 x 0.38 mm
IIB1/IIB3	DN 200/400	No	-20 /+165°C	3 x 0.38 mm
IIB	DN 12/150	Yes	-20 /+60°C	1 x 0.3 mm
IIB	DN 12/400	No	-20 /+165°C	1 x 0.3 mm
IIC	DN 12/150	Yes	-20 /+60°C	1 x 0.15/2 x 0.15 mm
IIC	DN 100	No	-20 /+165°C	2 x 0.15 mm
IIC	DN 12/500	No	-20 /+165°C	1 x 0.15 mm

NOTES

All sizing and selection must be conducted by the factory.
Standard elements are double the pipe size.

ANDERSON GREENWOOD WHESSOE MODELS 600A/600AE FLAME ARRESTERS

SELECTION GUIDE

Example:	600A	50	DT	100	76	45	S3	S3
Model								
600A								
600AE								
Connection diameter, mm (in)								
Threaded								
DN 15 to 80 (½" to 3")								
Flanged								
DN 15 to 600 (½" to 24")								
Element code								
DT								
Element diameter, mm (in)								
DN 25 to 2000 (1" to 80")								
Element width, mm (in)								
76 76 mm (3.0")								
114 114 mm (4.5")								
152 152 mm (6.0")								
190 190 mm (7.5")								
Cell height, mm (in)								
60 0.60 mm (0.024")								
45 0.45 mm (0.018")								
38 0.38 mm (0.015")								
30 0.30 mm (0.012")								
15 0.15 mm (0.006")								
Element material								
S3 Stainless steel								
C Carbon steel								
Body material								
S3 Stainless steel								
C Carbon steel								

Neither Emerson, Emerson Automation Solutions, nor any of their affiliated entities assumes responsibility for the selection, use or maintenance of any product. Responsibility for proper selection, use, and maintenance of any product remains solely with the purchaser and end user.

Anderson Greenwood is a mark owned by one of the companies in the Emerson Automation Solutions business unit of Emerson Electric Co. Emerson Automation Solutions, Emerson and the Emerson logo are trademarks and service marks of Emerson Electric Co. All other marks are the property of their respective owners.

The contents of this publication are presented for informational purposes only, and while every effort has been made to ensure their accuracy, they are not to be construed as warranties or guarantees, express or implied, regarding the products or services described herein or their use or applicability. All sales are governed by our terms and conditions, which are available upon request. We reserve the right to modify or improve the designs or specifications of such products at any time without notice.

Emerson.com/FinalControl