



ANDERSON GREENWOOD A30 STATIC PRESSURE MANIFOLD

A direct mounting two-valve manifold which combines an isolation valve and a vent/calibrate valve in a single unit for static pressures



FEATURES

- Direct mounting compact design requires minimum space for operation and installation, with fewer potential leak points.
- Free-swivelling ball end stem ensures perfect alignment, providing repetitive bubble-tight shutoff and long life.
- PTFE or graphite packing below stem threads prevents lubricant washout and thread corrosion.
- Back seat stem prevents blowout or accidental removal while in operation.
- Threaded vent ports allow vent to be safely piped away. Supplied plugged as standard.
- Two 7/16" UNF bolts and an instrument seal ring supplied as standard.
- Standard pipe bracket bolts directly to the manifold providing a rigid support for the transmitter. Instrument can be removed easily for service or repair.

GENERAL APPLICATION

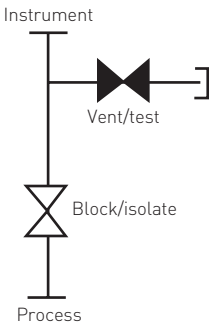
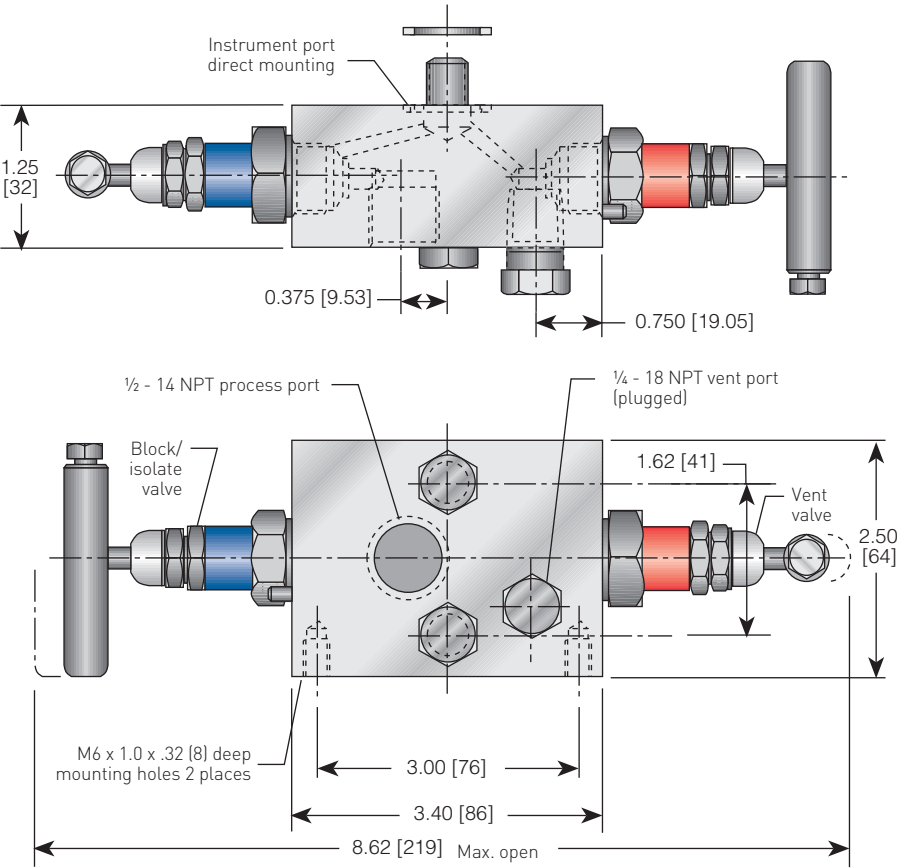
A30 has metal seated valves and is available with standard valve bonnets with PTFE stem packing or high temperature bonnets which have graphite packing for temperatures to 1000°F (538°C).

TECHNICAL DATA

Materials:	SS, Monel, Hastelloy and other exotic materials
Seats:	Metal
Connections	
Instrument:	Flanged, direct mount to instrument
Process:	1/2" NPT
Pressure (max.):	6000 psig (414 barg) standard, 10000 psig (690 barg) optional
Temperature (max.):	1000°F (538°C)

ANDERSON GREENWOOD A30 STATIC PRESSURE MANIFOLD

DIMENSIONS, inches (mm) THREADED X FLANGED



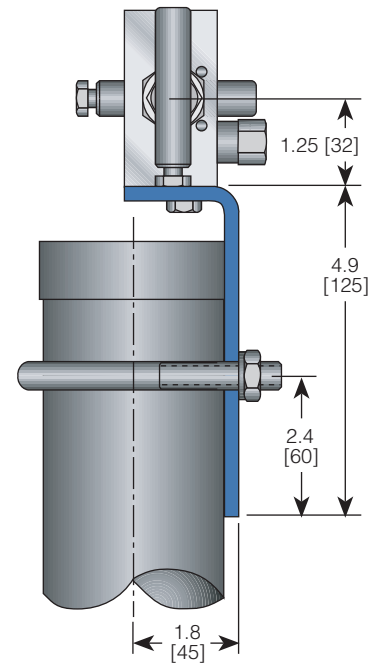
BONNET ASSEMBLIES

The metal-seated bonnet assemblies have a rotating stem with free swivel ball-end seat for long service life. The specially hardened ball seat is ideal for both gas and liquid service.

All stem threads are rolled and lubricated to prevent galling and reduce operating torque. The stem seal is a patented PTFE packing gland which is adjustable in service. All bonnets are assembled with a bonnet locking pin to prevent accidental removal while in service and a protective dust cap is fitted to contain stem lubricant and prevent the influx of contaminants.

AGCO MOUNT AM

A30 is available with a mounting bracket suitable for 2-inch (50 mm) pipestand. Supplied in zinc plated CS as standard. Stainless steel is also available.



ANDERSON GREENWOOD A30 STATIC PRESSURE MANIFOLD

VALVE BONNET IDENTIFICATION

Dust cap coding: the valve bonnet dust caps are color coded to identify the gland packing/stem.
White: Standard bonnet assembly PTFE packing.
Green: Sour Gas service PTFE packing.

Ring labels: the valve bonnets have color coded ring labels for service identification.
Red: Vent valves
Blue: Isolate valves

CONNECTIONS

Standard connections

Process Threaded 1/2-inch NPT to ANSI/ASME B1-20-1.
Vent Threaded 1/4-inch NPT to ANSI/ASME B1-20-1.
Instrument Flanged for direct mounting to transmitters.

Other connections

Threaded BSP Tr to BS21
BSP F to BS2779
Please consult the factory for availability.

SPECIAL SEVERE SERVICE MATERIALS

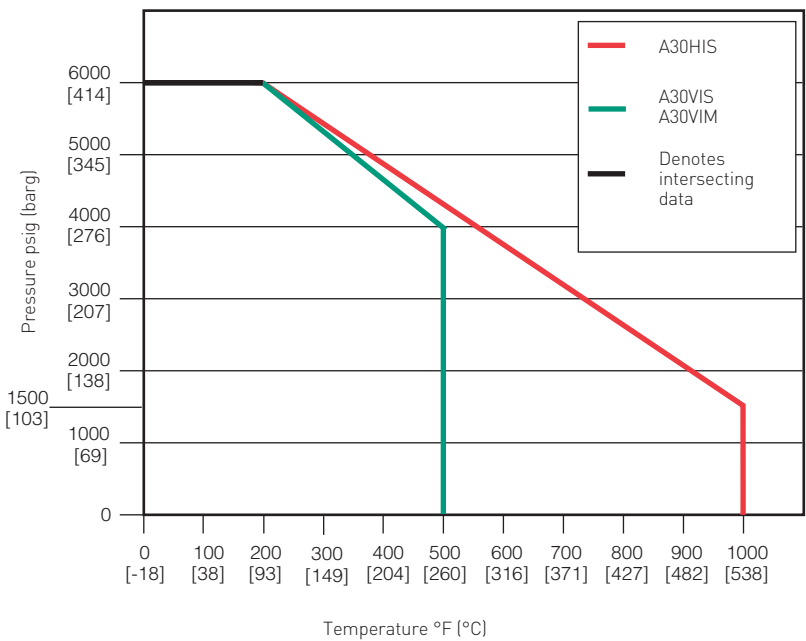
Duplex UNS S31803
6MO UNS S31254
Hastelloy® C276
Inconel 625

SS and Monel® valves are suitable for most process applications, however for severe service, A30 valves are also available in the exotic materials listed. For any other material requirements, please consult the factory.

STANDARD MATERIALS

Valve ^[1]	Body	Bonnet	Stem	Ball seat ^[2]
SS	SS, A479 316	316 SS	316 SS	316 SS
Monel®	Monel® 400	Monel® 400	Monel® 400	Monel® K500
SG ^[2]	SS, A479 316	316 SS	Monel® 400	Monel® K500
SG3 ^[4]	Hastelloy® C-276	Hastelloy® C-276	Hastelloy® C-276	Elgiloy®

PRESSURE VS. TEMPERATURE



NOTES

1. Threaded connection: vent supplied with blanking plug as standard.
2. All manifolds are supplied with a seal ring and two 7/16-inch UNF HT steel mounting bolts. A PTFE seal ring is supplied with the standard bonnet; a graphite seal ring is supplied with the high temperature bonnet.

NOTE

1. Hastelloy® is a registered trademark of Haynes International, Inc.

NOTES

1. Approximate valve weight: 3.5 lb (1.6 kg). 0.136-inches (3.5 mm) diameter orifice. Valve C_v 0.25 maximum.
2. SG (Sour Gas) meets the requirements of NACE MR0175/ISO 15156 (for chloride conditions ≤ 50 mg/l (ppm)) and NACE MR0103-2005.
3. Metal seats are integral with the body.
4. SG3 (Sour Gas) meets the requirements of NACE MR0175/ISO 15156 (for chloride conditions > 50 mg/l (ppm)).

PRESSURE AND TEMPERATURE RATINGS

Valve	PTFE bonnet (standard)	
SS	6000 psig at 200°F	(414 barg at 93°C)
Monel®	4000 psig at 500°F	(276 barg at 260°C)

Valve	High temperature	
SS	6000 psig at 200°F	(414 barg at 93°C)
	1500 psig at 1000°F	(103 barg at 538°C)

ANDERSON GREENWOOD A30 STATIC PRESSURE MANIFOLD

SELECTION GUIDE

Example:	A30T	V	I	S	-4	-SG
Bonnet packing						
V PTFE						
H Graphite						
Seat						
I Integral						
Body material						
S SS						
M Monel®						
J Hastelloy®						
Process connections						
2 ¼-inch FNPT						
4 ½-inch FNPT						
Options						
AM AGCO Mount kit for 2-inch pipestand mounting CS						
AMS AGCO Mount kit for 2-inch pipestand mounting 316SS						
OC00 Cleaned for oxygen service						
R3V Installation kit for Rosemount® model 3051C (SS 18-8 bolts)						
SG Sour Gas meets the requirements of NACE MR0175/ISO 15156 (for chloride conditions ≤ 50 mg/l (ppm)) and NACE MR0103-2005 (SS only)						
SG3 Sour Gas meets the requirements of NACE MR0175/ISO 15156 (for chloride conditions > 50 mg/l (ppm))						
SSC 316 flange bolt (B8M) - maximum pressure rating 4500 psi (310 barg)						
SSB 316 SS flange bolt (B8M Class 2) - will provide full pressure rating						
ST Stellite ball ended stem						
AT Tamper proof bonnet						
LAT Lockable tamper proof bonnet						
K Key for AT						
PD Padlock for LAT						
HP 10000 psig (690 barg)						

Neither Emerson, Emerson Automation Solutions, nor any of their affiliated entities assumes responsibility for the selection, use or maintenance of any product. Responsibility for proper selection, use, and maintenance of any product remains solely with the purchaser and end user.

Anderson Greenwood is a mark owned by one of the companies in the Emerson Automation Solutions business unit of Emerson Electric Co. Emerson Automation Solutions, Emerson and the Emerson logo are trademarks and service marks of Emerson Electric Co. All other marks are the property of their respective owners.

The contents of this publication are presented for informational purposes only, and while every effort has been made to ensure their accuracy, they are not to be construed as warranties or guarantees, express or implied, regarding the products or services described herein or their use or applicability. All sales are governed by our terms and conditions, which are available upon request. We reserve the right to modify or improve the designs or specifications of such products at any time without notice.

Emerson.com/FinalControl