

1267AFR Air Filter Regulator

The 1267AFR Air Filter Regulator is designed to provide clean, accurate air pressure to instruments, valves, and other automatic control equipment in a lightweight, compact housing. These quality instruments are constructed of durable materials that will provide long lasting performance in industrial environments. The 1267AFR air filter regulator is designed for use in systems that require clean, accurate instrument air. The 1267AFR provides pressure regulation and filtration in an integral compact package. Available in 1/4" NPT porting for normal operation and 1/2" NPT porting for high flow capacity requirements.



Features

- Compact and light weight construction
- Mounts where competitive units won't
- 1/4" NPT version
- 1/2" NPT version for High flow capacity
- Low air consumption lower operating costs
- Tapped exhaust option
- Rugged, corrosion resistant design functional for harsh conditions
- Warranty - 18 months
- NACE option available for 1/4" NPT version



Product Specifications

In/Out Port Size	1/4" NPT 1/2" NPT (High flow capacity) (Gauge Ports 1/4 NPT)	Effect of Supply Pressure Variation	Less than 0.25 psi (0.017 BAR) for 25 psi (1.7 BAR) change Less than 0.5 psi (0.035 BAR) for 25 psi (1.7 BAR) change
Output Ranges	0-30 psi (0-2 BAR) 0-60 psi (0-4 BAR) 0-120 psi (0-8 BAR)	Temperature Limits	0° to 160° F (-18° C to 71° C)
Maximum Supply Pressure	250 psi (17 BAR)	Weight	1.2 lbs (.45 kg)
Mounting	Pipe or through body direct	Operating Media	Air, Inert Gas and Sweet Natural Gas
Filter	40 micron (5 optional)	Materials	
Cv Values	0.5 at 150 psi supply and 80 psi setpoint for 1/4" 2.5 at 150 psi supply and 80 psi setpoint for 1/2"	Body	Diecast Aluminum Alloy, Irridite and Baked Epoxy Finish
Exhaust Capacity	0.1 scfm (2.83 NI/min) with downstream pressure 5 psi (0.3 BAR) above set point	Filter	Phenolic Impregnated Cellulose Polyethylene
Sensitivity	1" of water	Diaphragm	Nitrile Elastomer and Nylon Fabric
Air Consumption	Less than 5 scfh (2.5 NI/min)	Valve Seat	Nitrile Elastomer
		Additional Materials	Brass, Zinc Plated Steel, Acetal

Design and specifications are subject to change without notice. For latest revision, see SORInc.com.

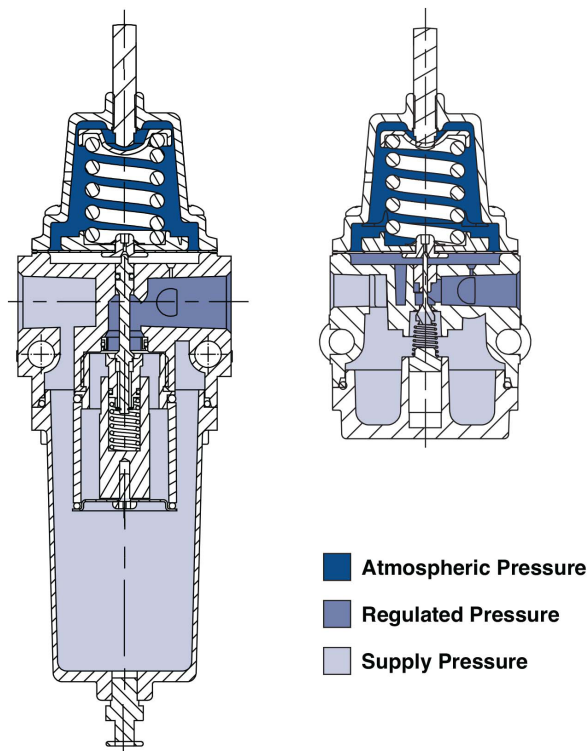
1267AFR Air Filter Regulator

Principles of Operation

Turning the adjusting screw changes the force exerted by the range spring on the diaphragm assembly. In equilibrium of set pressure, the force exerted by the range spring is balanced by the force from the output pressure acting underneath the diaphragm assembly. An unbalanced state between the output pressure and the set pressure causes a corresponding reaction in the diaphragm and supply valve assemblies.

If the output pressure rises above the set pressure, an upward force is exerted on the diaphragm assembly causing the relief seat to lift and open. Excess pressure is vented to atmosphere until equilibrium is reached. If the output pressure drops below the set pressure the unbalanced force of the range spring causes a downward force on the diaphragm assembly. The supply valve then opens until the pressure builds up once more to the equilibrium condition.

Under forward flow conditions, the range spring force is balanced by the diaphragm pressure force, with the supply valve open just enough to maintain the required equilibrium pressure. When high flow occurs, a specially designed aspirator helps maintain downstream pressure and compensates for droop.

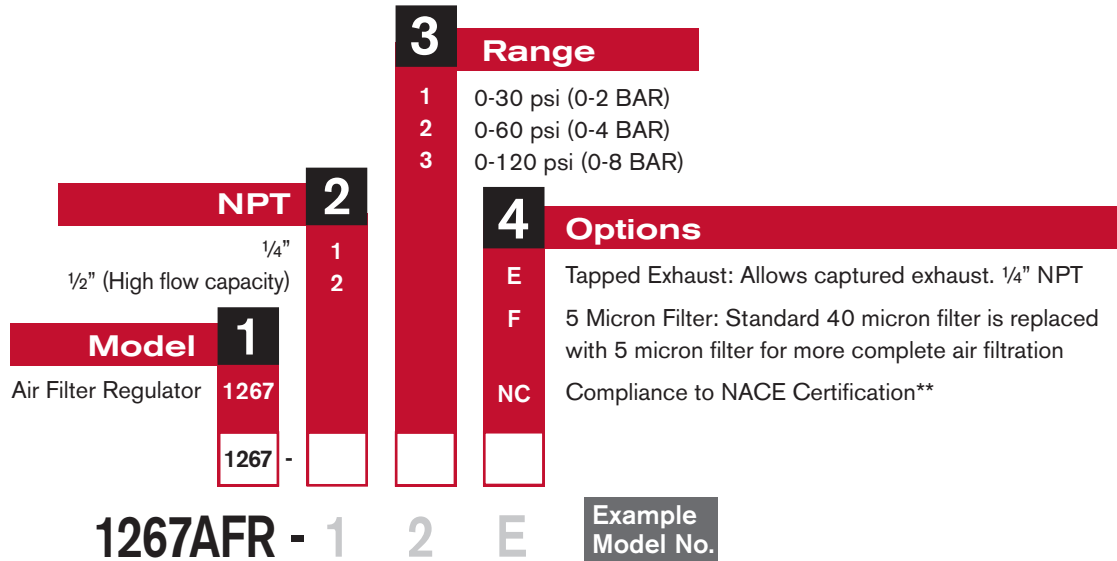


1267AFR Air Filter Regulator

How to Order

How to Order

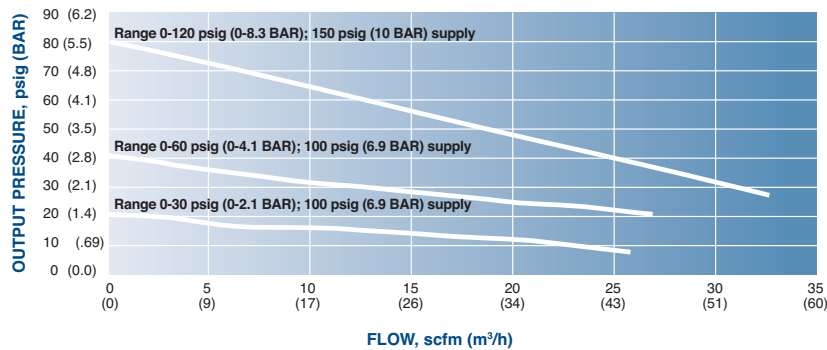
Below is the SOR quick select model number tree that provides you with all the options to configure and order a product for your application. You must select a designator for each component



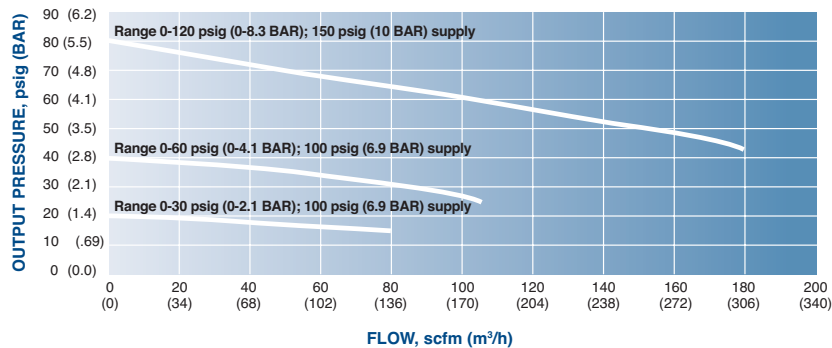
* Hand wheel to replace square head adjust screw is Part Number 1267AFR-KNOB

** Not available on 1/2" NPT version

FLOW CURVES
1267AFR: 1/4" NPT Units



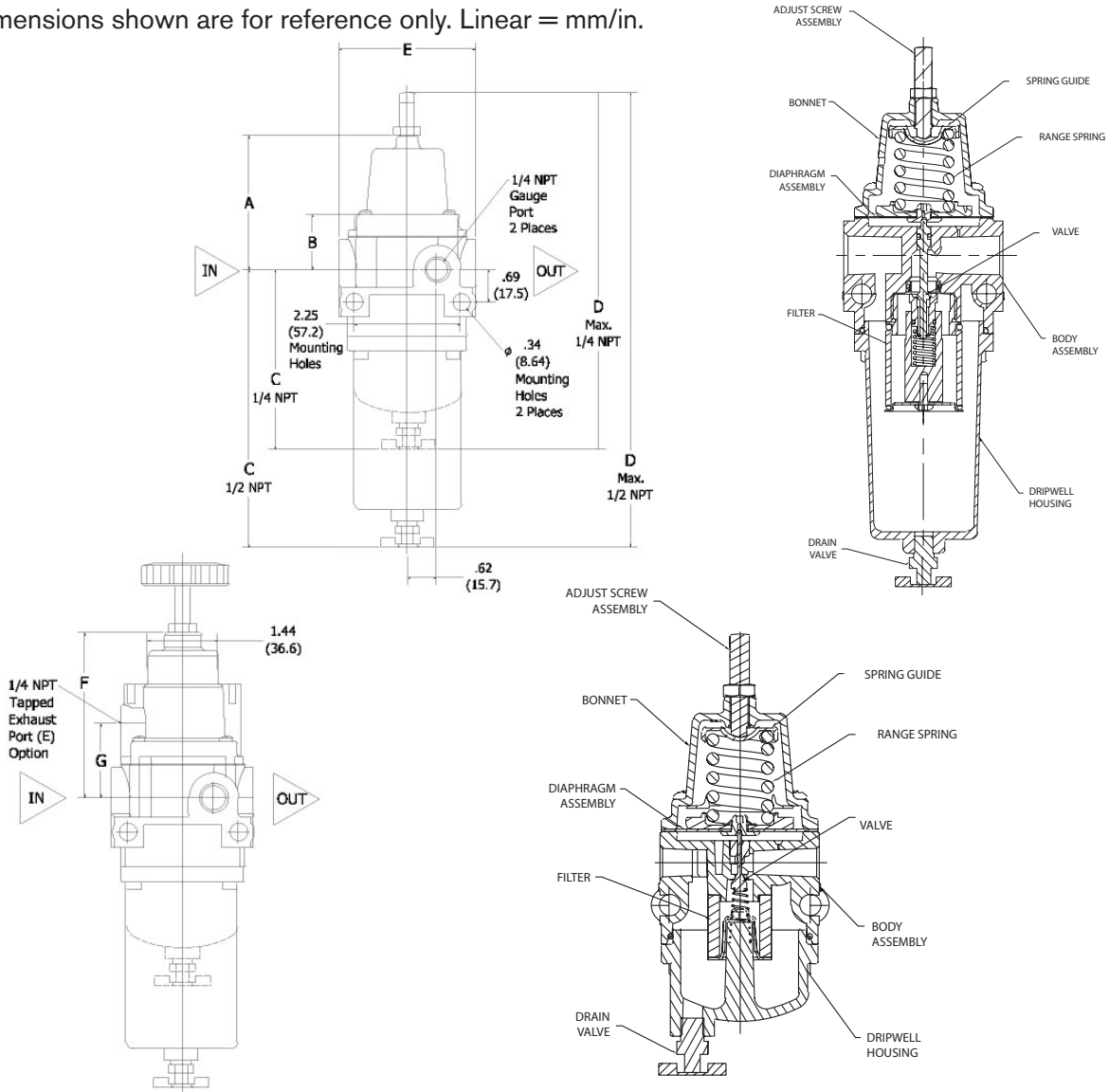
FLOW CURVES
1267AFR: 1/2" NPT High Flow Capacity Units



1267AFR Air Filter Regulator

Dimensions

Dimensions shown are for reference only. Linear = mm/in.



Port Size (NPT)	A		B		C		D		E		F		G		H		J		K		M	
	Inch	mm	Inch	mm	Inch	mm	Inch	mm	Inch	mm	Inch	mm	Inch	mm	Inch	mm	Inch	mm	Inch	mm	Inch	mm
1/4"	2.66	67.6	1.76	44.7	1.00	25.4	5.74	145.8	3.42	86.8	7.15	181.6	1.22	31.0	3.19	81.0	2.05	52.0	5.60	137.2	2.56	65.0
1/2"	2.83	71.9	1.93	49.0	1.17	29.7	5.84	148.3	6.05	153.7	9.78	248.4	1.39	35.3	3.36	85.3	2.15	54.6	5.77	146.6	2.88	73.2



MEASUREMENT AND CONTROL

SOR Inc. | Lenexa, KS USA | 913-888-2630 | Fax 913-888-0767 | SORInc.com

REGIONAL OFFICES

China

SOR China | Beijing, China
+86 (10) 5820 8767 | Fax +86 (10) 58 20 8770

Middle East

SOR Measurement & Control Equipment Trading DMCC | Dubai, UAE
+971 4 278 9632 | Fax +971 4 279 8399