


ANDERSON GREENWOOD A22N DIFFERENTIAL PRESSURE MANIFOLD

A differential pressure manifold with two block valves, an equalizer valve and two instrument side vent/calibrate valves



FEATURES AND BENEFITS

- Remote mounting compact design requires minimum space for operation and installation with fewer potential leak points.
- Reduced installation costs by manifolding the valves, eliminating several components essential for 'piping-up.'
- Free-swivelling ball end stem ensures perfect alignment, providing repetitive bubble-tight shutoff and long life.
- PTFE or graphite packing below stem threads prevents lubricant washout and thread corrosion.
- Back seat stem prevents blowout or accidental removal while in operation.
- Threaded vent ports allow vent to be piped away safely. Supplied plugged as standard.
- Standard 2 1/8" (54 mm) centered instrument connections.
- All manifolds supplied with mounting holes as standard to enable pipe bracket mounting.
- AGCO Mount option available.

GENERAL APPLICATION

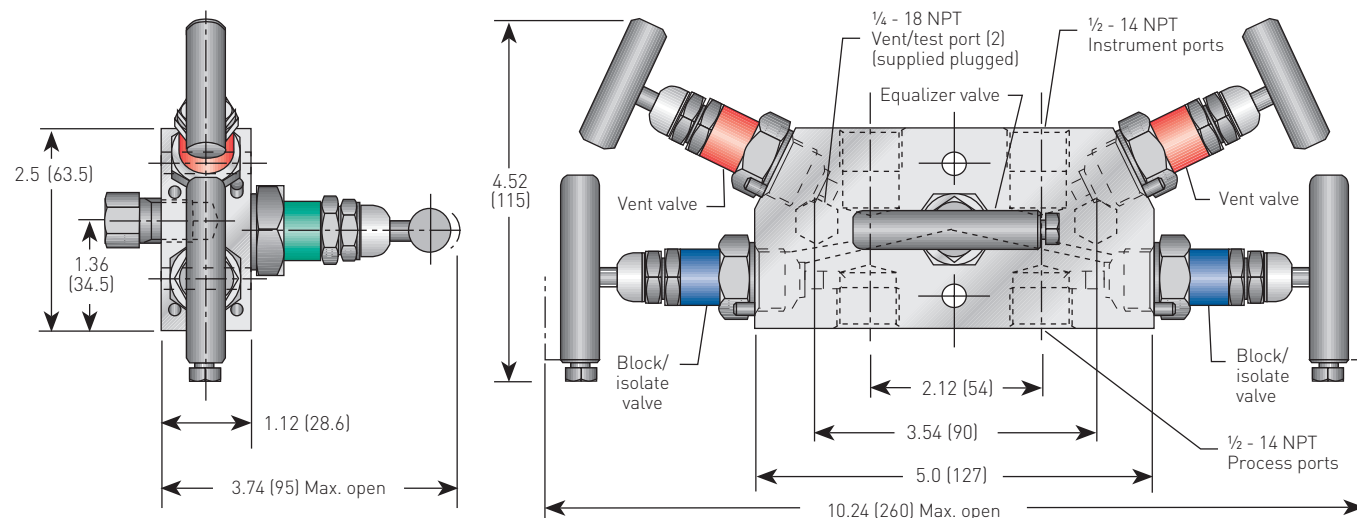
The A22N is designed for remote mounting differential pressure transmitters, for instrument isolation and zeroing, venting and calibration. It's suitable for both liquid and vapor service and for applications with differential pressure.

TECHNICAL DATA

Materials:	SS, Monel, Hastelloy
Seats:	Metal
Connections	
Instrument:	1/4" or 1/2" NPT
Process:	1/4" or 1/2" NPT
Pressure (max.):	6000 psig (414 barg) standard, 10000 psig (690 barg) optional
Temperature (max.):	1000°F (538°C)

ANDERSON GREENWOOD A22N DIFFERENTIAL PRESSURE MANIFOLD

DIMENSIONS, INCHES [mm] THREADED X THREADED



STANDARD MATERIALS

Valve ^[1]	Body	Bonnet	Stem	Ball seat
SS	SS, A479 316	316 SS	316 SS	316 SS
Monel®	Monel® 400	Monel® 400	Monel® 400	Monel® K500
SG ^[2]	A479 316	316 SS	Monel® 400	Monel® K500
SG3 ^[3]	Hastelloy® C276	Hastelloy® C276	Hastelloy® C276	Elgiloy®

AGCO MOUNT

A22N is available with a mounting bracket AM suitable for 2-inch (50 mm) pipestand. Supplied in zinc plated CS as standard.

SPECIAL SEVERE SERVICE MATERIALS

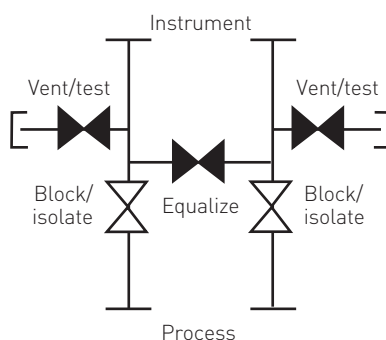
Duplex UNS S31803

6MO UNS S31254

Hastelloy® C276

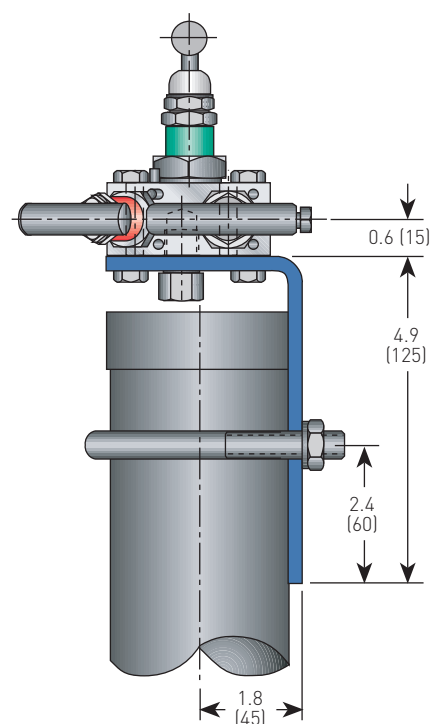
Inconel 625

For any other material requirements, please consult the factory.



NOTES

1. A pproximate valve weight: 6.0 lb (2.7 kg).
0.187-inch (4.8 mm) diameter orifice.
Valve C_v 0.52 maximum.
2. SG (Sour Gas) meets the requirements of NACE MR0175/ISO 15156 (for Chloride conditions ≤ 50 mg/l [ppm]) and NACE MR0103.
3. SG3 (Sour Gas) meets the requirements of NACE MR0175/ISO 15156 (for Chloride conditions > 50 mg/l [ppm]).



ANDERSON GREENWOOD A22N DIFFERENTIAL PRESSURE MANIFOLD

BONNET ASSEMBLIES

The metal-seated bonnet assemblies have a rotating stem with free swivel ball-end seat for long service life. The specially hardened ball seat is ideal for both gas and liquid service. All stem threads are rolled and lubricated to prevent galling and reduce operating torque. The stem seal is a patented PTFE packing gland which is adjustable in service. All bonnets are assembled with a bonnet locking pin to prevent accidental removal while in service and a protective dust cap is fitted to contain stem lubricant and prevent the influx of contaminants.

VALVE BONNET IDENTIFICATION

Dust cap coding: The valve bonnet dust caps are color coded to identify the gland packing/stem.

White: Standard bonnet assembly PTFE packing.

Green: Sour gas service PTFE packing.

Ring labels: the valve bonnets have color coded ring labels for service identification.

Red: vent valves

Blue: isolate valves

Green: equalize valves

CONNECTIONS

Standard connections

Process Threaded 1/2-inch NPT to ANSI/ASME B1-20-1.

Instrument Threaded 1/2-inch NPT to ANSI/ASME B1-20-1.

Vent Threaded 1/4-inch NPT to ANSI/ASME B1-20-1.

Other connections

Threaded BSP Tr to BS21

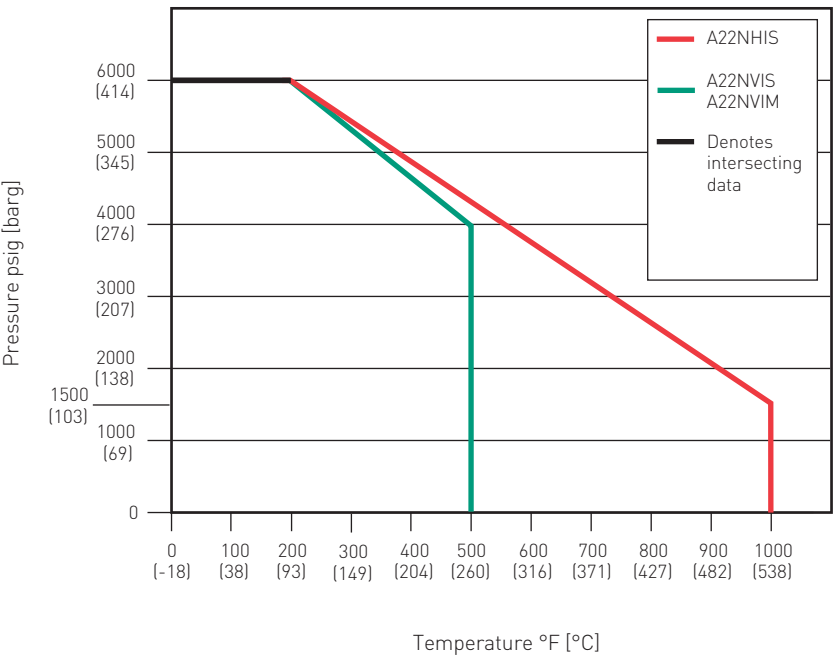
BSP F to BS2779

Please consult the factory for availability.

NOTE

1. Threaded connection: vent supplied with blanking plug as standard.

PRESSURE VS. TEMPERATURE



PRESSURE AND TEMPERATURE RATINGS

Valve	PTFE bonnet
SS and Monel®	6000 psig at 200°F (414 barg at 93°C)
	4000 psig at 500°F (276 barg at 260°C)

Valve	High temperature
SS	6000 psig at 200°F (414 barg at 93°C)
	1500 psig at 1000°F (103 barg at 538°C)

MINIMUM TEMPERATURE

316 SS, Monel, Hastelloy	-70°F (-57°C)
PTFE packed	
316 SS, Monel, Hastelloy	-70°F (-57°C)
Grafoil packed	

ANDERSON GREENWOOD A22N DIFFERENTIAL PRESSURE MANIFOLD

SELECTION GUIDE

Example:	A22N	V	I	S	- 4	- SG
Bonnet packing						
V PTFE						
H Graphite						
Seat						
I Integral						
Body material						
S SS, 316						
M Monel® 400						
Process/instrument connections						
2 1/4-inch FNPT						
4 1/2-inch FNPT						
Options						
-AT Tamper-proof bonnet						
-K Key for -AT						
-LAT Lockable tamper-proof bonnet						
-AM AGCO Mount kit for 2-inch pipe stand mounting (CS)						
-AMS AGCO Mount kit for 2-inch pipe stand mounting (SS)						
-OC00 Cleaned for oxygen service						
-PD Padlock for -LAT						
-SG (Sour Gas) meets the requirements of NACE MR0175/ISO 15156 (for Chloride conditions ≤ 50 mg/l [ppm]) and NACE MR0103 (SS valves only)						
-SG3 (Sour Gas) meets the requirements of NACE MR0175/ISO 15156 (for Chloride conditions > 50 mg/l [ppm])						