

Sequencers for Dust Collector Systems

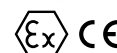
without internal ΔP pressure sensor for the control of up to 48 solenoid valves



Series
E909SC

Features

- Electronic controller for the control of solenoid valves in dust collector systems
- ON/OFF filter cleaning cycle from external switch
- Microprocessor management
- Supply and output voltage selectable via jumper
- 5 programming keys
- Alphanumeric display, multilingual
- Adjustable pulse and interval times
- Automatic detection of number of valves
- Additional post-cleaning cycle mode
- High immunity from external interference
- Short-circuit protection of every single output
- 3 output relay (e.g. group alarm), 3 digital inputs (volt-free)



Construction

Housing	ABS (acryl nitrile butadiene styrene), grey
CoverPC	(polycarbonate), transparent

Electrical Characteristics

Standard supply voltage	AC (~) 230/115 V	
Output voltage	DC (=) 24 V	
Other voltages on request		
max. load power per output	ambient temperature	electrical enclosure protection
(W)	(°C)	
25	–10 to 50	IP65

Characteristics

Number of solenoid valves ⁽¹⁾	Adjustable pulse time	Adjustable interval time	Size	Catalogue number
	sec.	sec.		
4	0,05 – 5,0	1 – 999	1	E909SC4MU7.4
8				E909SC8MU7.4
12				E909SC12MU7.4
16				E909SC16MU7.4
24			2	E909SC24MU7.2
32				E909SC32MU7.2
48			3	E909SC48MU9.25

(1) up to 192 valves on request.

Options (on request)

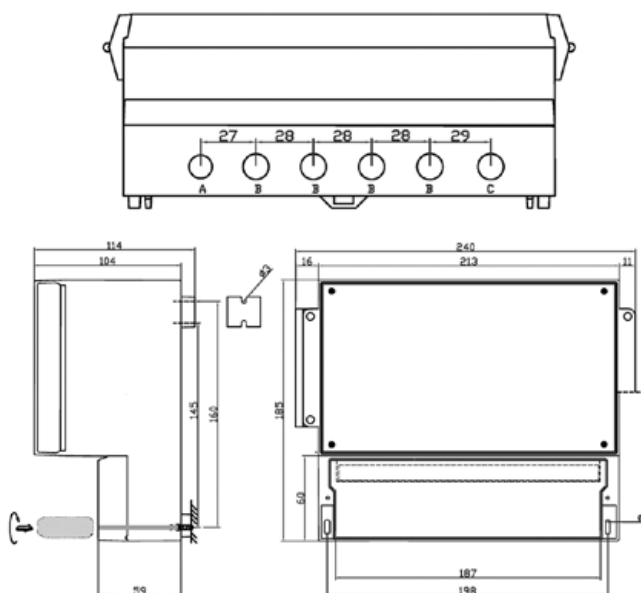
- Other voltage ratings, other housings and devices with ATEX approval

Installation

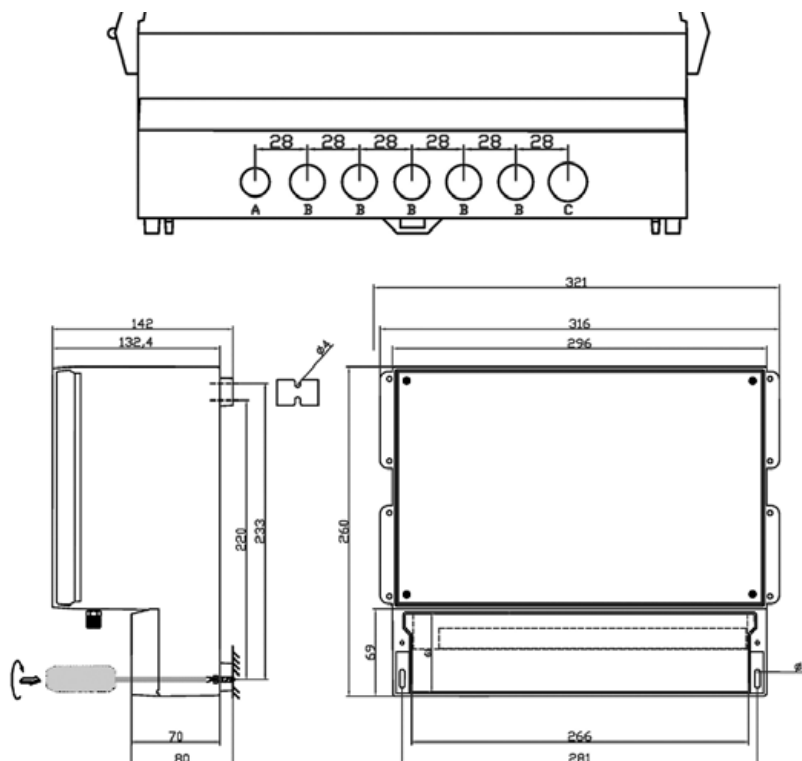
- Installation/maintenance instructions are included with each sequencer

Dimensions (mm), Weights

Size 1



Size 2



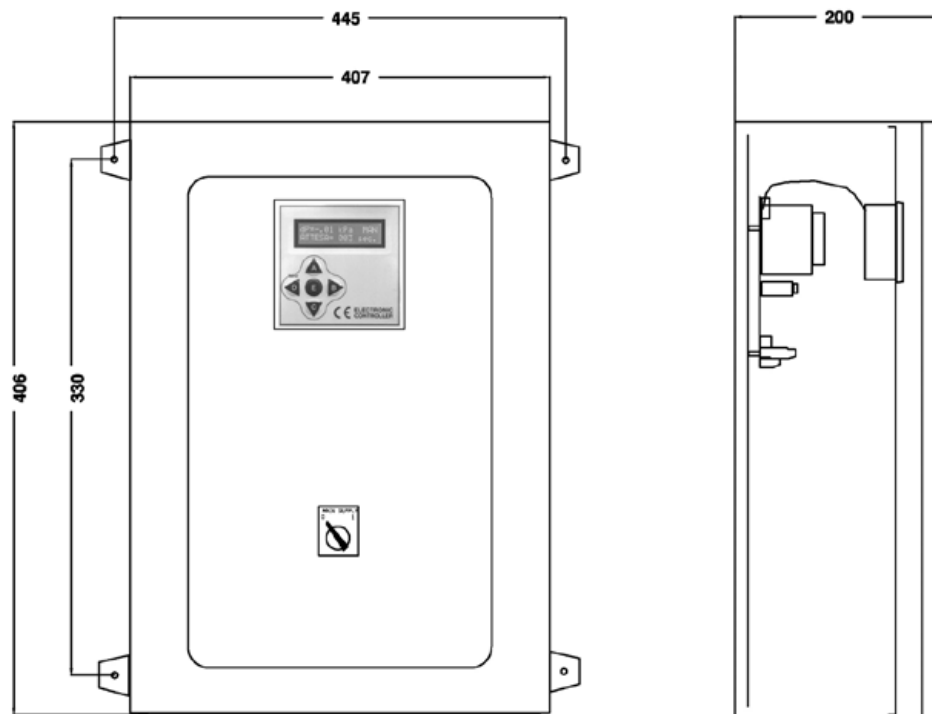
Sequencers for Dust Collector Systems

without internal ΔP pressure sensor for the control of up to 48 solenoid valves

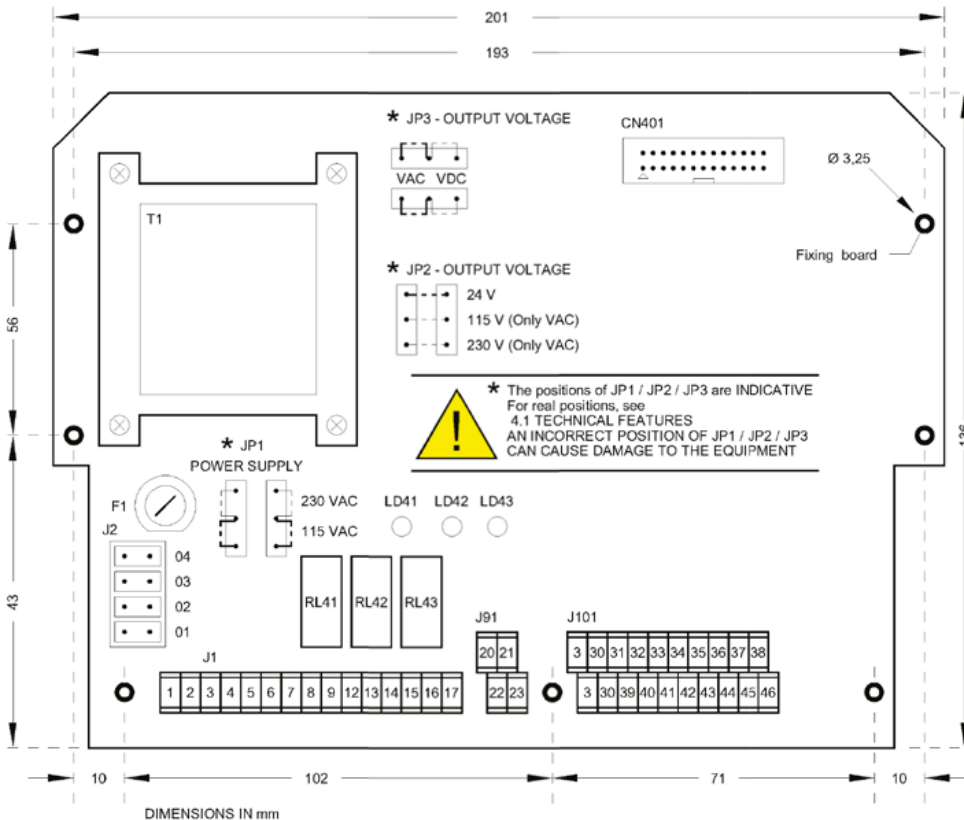
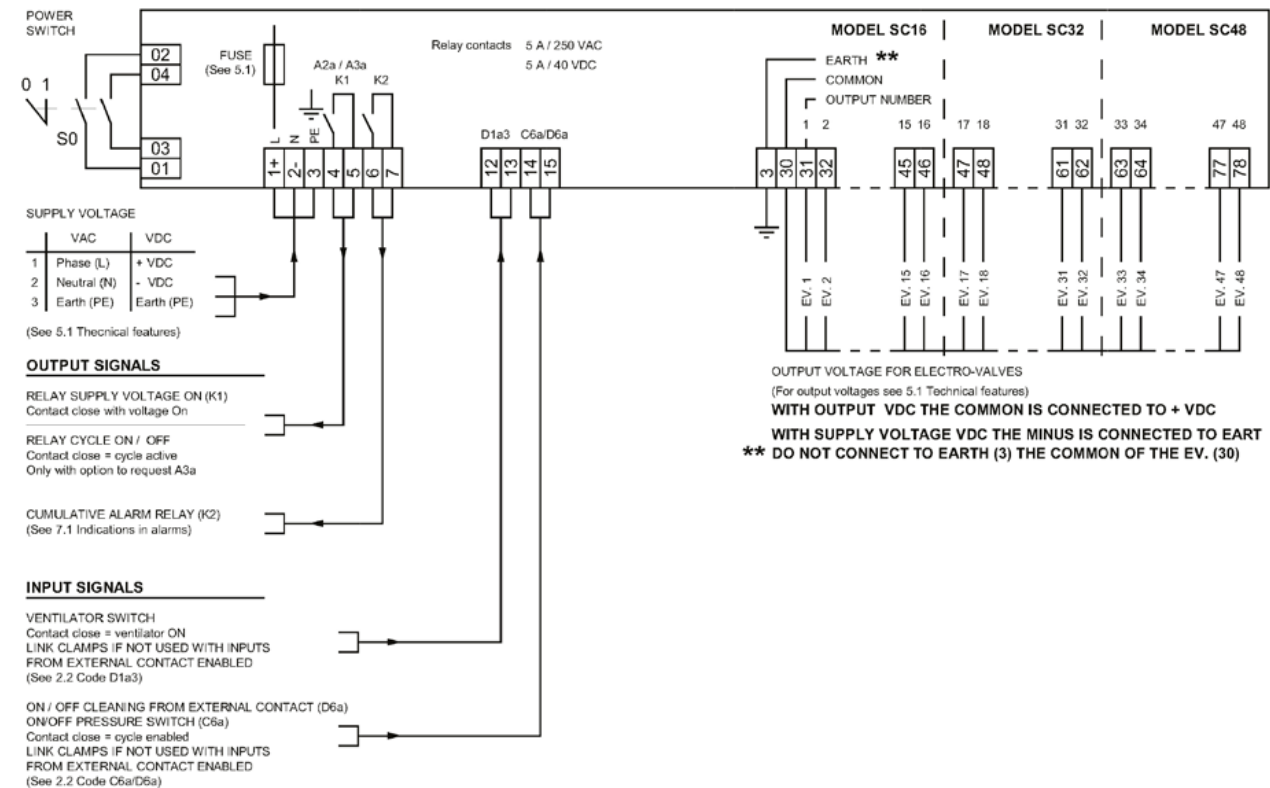
Series
E909SC

Dimensions (mm), Weights

Size 3



Wiring Diagram



LEGEND	
CN401	Front panel flat cable connector
F1	5x20 Line protection fuse
J1	Supply voltage and I/O connection clamps
J2	Power switch connection clamps
J91	TC probe connection clamps (option)
J101	Ev. connection clamps.
JP1	Supply voltage selection jumper
JP2	Output voltage selection jumper
JP3	Output voltage AC/DC selection
LD41	Green led relay K1 On indication
LD42	Green led relay K2 On indication
LD43	Green led relay K3 On indication
RL41	Output relay K1
RL42	Output relay K2
RL43	Output relay K3
T1	Input transformer